

An aerial photograph of a large, green, rectangular field, possibly a sports field or training area. A blue track or path runs horizontally across the middle of the field. There are several small, colorful structures or markers scattered throughout the field, particularly near the track and along the edges. The background shows a dark, wooded area.

New York Statewide Health Center Controlled Network

Live Meeting Guide

- ” Do not use your HOLD button
- ” Press *6 please mute your phone
- ” Press #6 to un-mute your phone
- ” Please note that the webinar is being recorded

Presenters


” Amy Grandov, Managing Director NYS-HCCN, CHCANYS
”

Welcome


” Clinical Quality Improvement and Health IT Committees of the

CPCI Technology and Data Quality - Overview

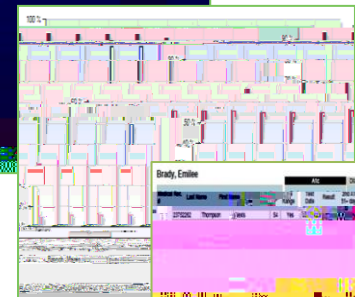
Multiple Data Views



Health Center
Benchmarks



Individual
Center



Provider
Benchmarks



Actionable Patient
Detail

Data Flows Into CPCI

Data is available in CPCI front-end, a web-based reporting platform accessible from any major browser

Data is mapped according to health center-specific business rules, and unified in EHR-agnostic Data Warehouse.



What is data quality?

High Level Steps

2. Select Patient Sample for Data Validation


- “ Drill into the measure to select data to validate in more detail (e.g., look at a provider011(7ith mae)-2iny pdatien-8(se)-1(qu(alf)-5ying()-4(f)02(ora (meas

2. Select Patient Sample for Data Validation (cont)



Data Validation (cont)

3. Compare CPCI Data to EHR



4. Addressing Issues

4. Addressing Issues (cont.)

- ” You do not need to contact Azara for
 - . New providers, patients
 - . Standard tasks that can be handled by your Health Center Admin/Superuser





Contact Details

✚ Contact Azara:

- . email support@azarahealthcare.com

Evaluation

Please complete our brief survey: