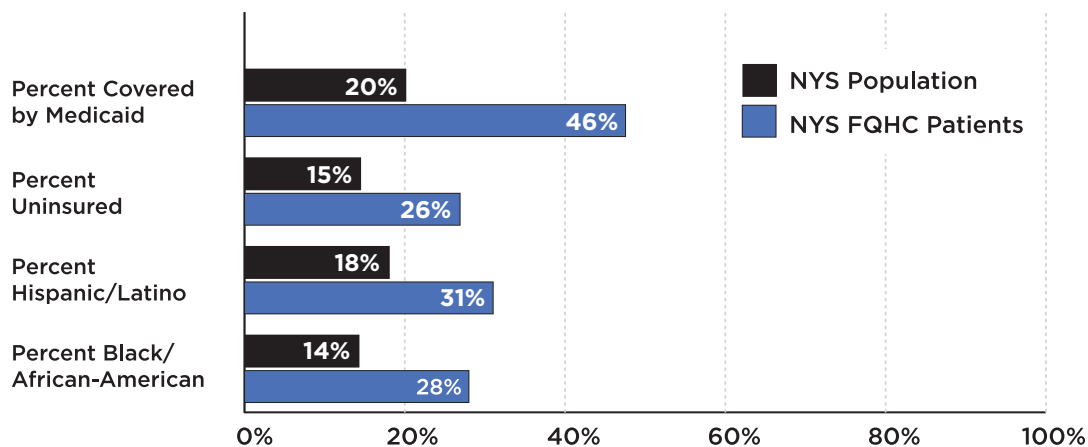


# Federally Qualified Health Centers: The Backbone of New York's Health Care Safety Net

Federally Qualified Health Centers (FQHCs) are not-for-profit, community-based providers located in medically underserved areas. They provide high quality, cost-effective, patient-centered primary and preventive care to anyone seeking care, regardless of their insurance status or ability to pay.

## FQHCs...

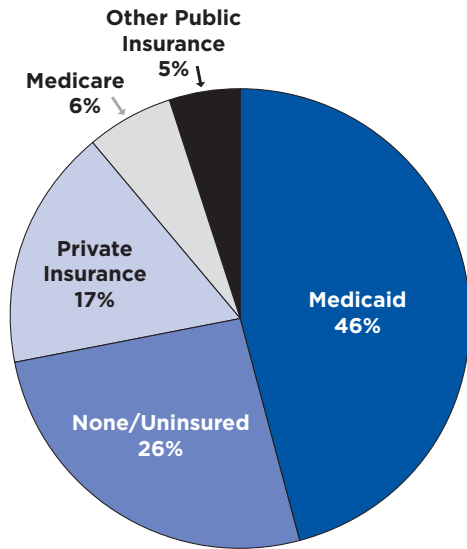
- **Are affordable and open to everyone.** Uninsured patients pay according to a sliding fee schedule based on income and family size.
- **Deliver cost-effective care that improves outcomes and reduces health disparities.** They employ a patient-centered model of primary care that reduces the need for more expensive interventions, particularly for patients with multiple chronic illnesses.
- **Are patient-governed.** At least 51 percent of their board members must be consumers of the center's services.
- **Serve those most in need.** Their patients are more likely to be on Medicaid, uninsured, living in poverty, and Black or Hispanic than the state's total population.



# New York State's FQHCs: V

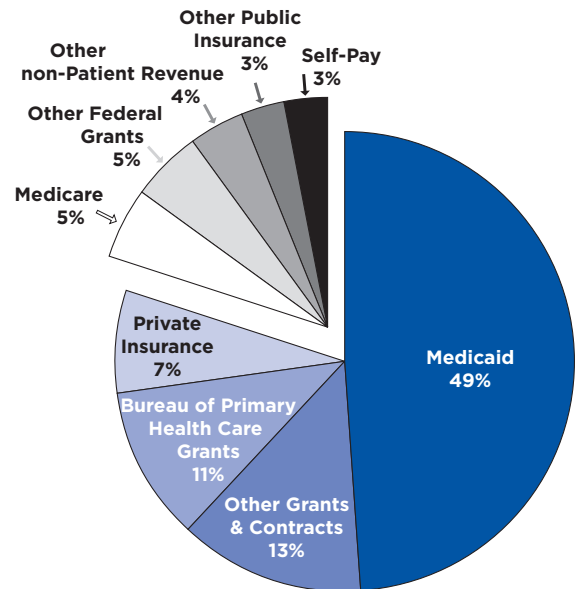
## INSURANCE COVERAGE

Most FQHC patients are Medicaid beneficiaries or are uninsured or underinsured.



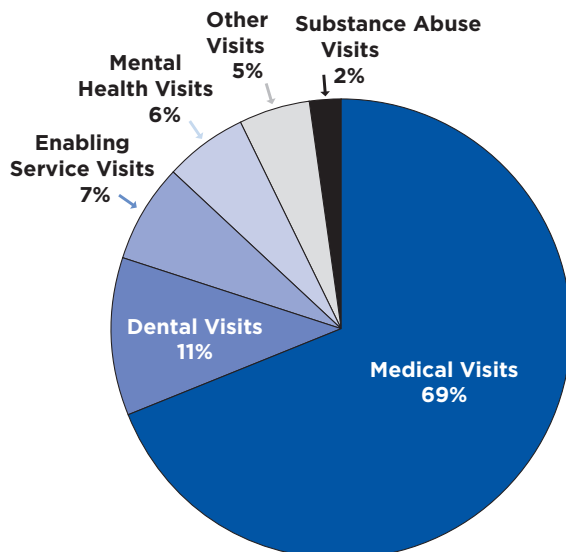
## REVENUE SOURCES

FQHCs draw half their revenue from Medicaid reimbursements.



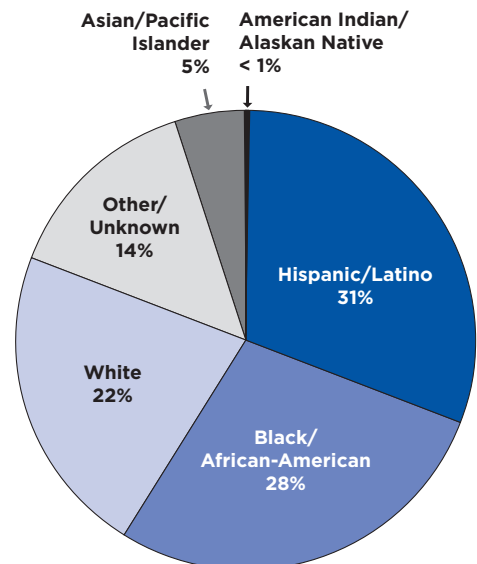
## VISITS

FQHCs are medical homes.



## RACE/ETHNICITY

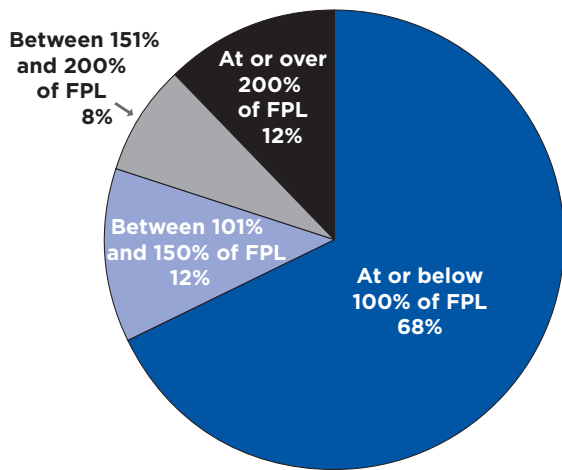
A majority of FQHC Patients are Black or Hispanic.



# Vital Statistics

## POVERTY LEVEL

An estimated 88% of FQHC patients live at or below 200% of the Federal Poverty Level.



## SNAPSHOT: Patients

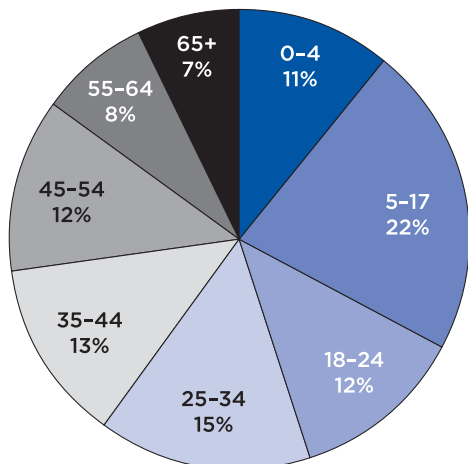
- 1.4 million patients served at about 500 sites
- 354,000 (1 in 4 patients) best served in a language other than English
- 17,000 migrant or seasonal farm workers
- 103,000 homeless patients
- 44,000 seen at school-based centers
- 37,000 infants
- 35,000 prenatal care patients
- 643,000 women of childbearing age (15-44)

### From 2009 to 2010:

- The total number of patients served by New York State's FQHCs increased by 2 percent...  
... but Medicaid patients increased by 11 percent;  
... and patients served by school-based FQHC's increased by 8 percent.

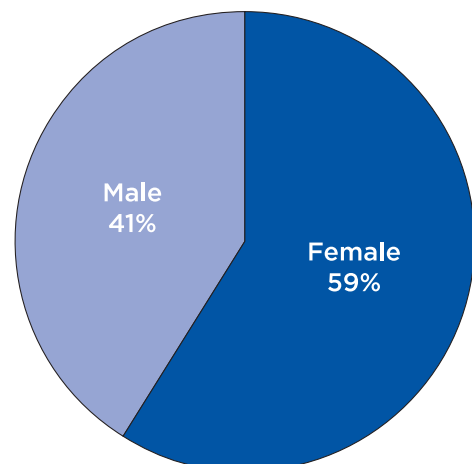
## AGE

FQHC patients are all ages, with one third under age 18.



## GENDER

FQHC patients are disproportionately female.



## Community Health Care Association of New York State

**Albany Office:**

90 State Street, Suite 601  
Albany, New York 12207  
T: 518-434-0767 | F: 518-434-1114

**New York City Office:**

535 Eighth Avenue, 8th Floor  
New York, New York 10018  
T: 212-279-9686 | F: 212-279-3851

The Community Health Care Association of New York State (CHCANYS) organizes, educates and advocates on behalf of more than 60 health centers (FQHCs and Look-Alikes) located throughout New York State. Community, migrant and homeless health centers provide high-quality, affordable and accessible primary and preventive health care for more than 1.4 million New Yorkers.

Elizabeth Swain, CEO

[www.chcanys.org](http://www.chcanys.org)

---

### Sources

This fact sheet was compiled by the Community Health Care Association of New York State from the following sources:

- 2010 FQHC Uniform Data System Reports (FQHC data)
- 2010 Census, Summary File 1 (statewide Hispanic and African-American population)
- 2011 Current Population Survey (statewide data on Uninsured and Medicaid coverage)

*\* About the Uniform Data System (UDS):* To meet federal grant requirements, Federally Qualified Health Centers are required to report administrative, clinical and other information to the Human Resources and Services Administration's Bureau of Primary Health Care ([www.bphc.hrsa.gov](http://www.bphc.hrsa.gov)). These figures do not include data from a category of FQHCs that do not receive these funds, known as FQHC Look-Alikes. This fact sheet therefore may underreport the true volume of patients receiving health care services at FQHCs. UDS data is used to review the operation and performance of FQHCs. This data tracks a variety of information, including patient demographics, services provided, staffing, clinical indicators, utilization rates, costs, and revenues. To view state and national level data, go to: [bphc.hrsa.gov/uds](http://bphc.hrsa.gov/uds).