



Improving Patient Outcomes through Data

CPCI Admin Training

April 29, 2016

Administrative Functionality

- User Administration
- Measure Target Administration
- Provider Groups
- Location Groups
- Visit Planning Alerts
- Usage Reports
- Mapping Administration

User Administration

User Administration – Editing Users

Administration ▾

Security Administration ▾

User Administration

Application Configuration ▶

Report Configuration ▶

Usage Reports ▶

User Administration 1

[Create New](#)

User Name	First Name	Last Name	Center	Locked	Enabled	Options
test@azarahhealthcare.com	first	last	Access Community Health	false	true	
lauraindener@gmail.com	Laura	Herlands	Access Community Health	false	true	
AWHITTAK@montefiore.org	Akilah	Whittaker	Access Community Health	false	true	
CSTONE@montefiore.org	Clare	Stone	Access Community Health	false	true	
JAPPLEBA@montefiore.org	Jo	Applebaum	Access Community Health	false	true	
testing123@azarahhealthcare.com	phil	test	Access Community Health	false	true	
Lori.lynes@azarahhealthcare.com	Lori	Lynes	Access Community Health	false	true	
samuel.bar@azarahhealthcare.com	Sam	Bar	Access Community Health	false	true	
john.ahigian@azarahhealthcare.com	John	Ahigian	Access Community Health	false	true	
phil.parker@azarahhealthcare.com	Philip	Parker	Access Community Health	false	true	
Jenn.Pigott@azarahhealthcare.com	Jenn	Pigott	Access Community Health	false	true	
Ben.Hahn@azarahhealthcare.com	Ben	Hahn	Access Community Health	false	true	

1 of 2 pages (13 items)

User Administration Edit User 3

User Administration / test@azarahhealthcare.com

[Additional Actions](#)

+ General Information

+ Connection Information

- Security Groups

Group Non-Members

<input type="checkbox"/>	Group	Description
<input type="checkbox"/>	Single Provider	Standard permissions associated with center and provider filters and benchmarking in the Measure Analyzer for users allowed to view data for a single provider.
<input type="checkbox"/>	Multi Ctr	Standard permissions associated with center and provider filters and benchmarking in the Measure Analyzer for users allowed to view data for multiple centers and all providers.
<input checked="" type="checkbox"/>	Admin	Standard permissions associated with application administration.
<input type="checkbox"/>	GPRA	GPRA
<input type="checkbox"/>	OSHPD	OSHPD
<input type="checkbox"/>	Dental	Dental

[Add](#) [Remove](#)

Group Members

<input type="checkbox"/>	Group	Description
<input type="checkbox"/>	View and Filter	Standard permissions associated with viewing and filtering reports and measures.
<input type="checkbox"/>	Access Patient Dis	Standard permissions associated with accessing patient level detail in Clinical Registries, the PVP or behind compliance measures.
<input type="checkbox"/>	Export	Standard permissions associated with exporting reports and data to PDF or Excel.
<input type="checkbox"/>	Single Ctr	Standard permissions associated with center and provider filters and benchmarking in the Measure Analyzer for users allowed to view data for a single center and all providers.

1 of 1 pages (4 items)

User Administration Edit User 2

User Administration / test@azarahhealthcare.com

[Additional Actions](#)

- General Information

User Email: test@azarahhealthcare.com

Center: Access Community Health

First Name: first

Provider: All Providers

Last Name: last

Title: title

Enabled:

+ Connection Information

+ Security Groups

+ Effective Permissions

[Save](#) | [Back to List](#)

User Administration – Adding Users

Administration ▾

- Security Administration ▾
- User Administration**
- Application Configuration ▶
- Report Configuration ▶
- Usage Reports ▶

User Administration 1

[Create New](#)

User Name	First Name	Last Name	Center	Locked	Enabled
test@azarahhealthcare.com	first	last	Access Community Health	false	true
lauraindenv@gmail.com	Laura	Herlands	Access Community Health	false	true
AWHITTAK@montefiore.org	Akiah	Whittaker	Access Community Health	false	true
CSTONE@montefiore.org	Clare	Stone	Access Community Health	false	true
JAPPLEBA@montefiore.org	Jo	Applebaum	Access Community Health	false	true
testing123@azarahhealthcare.com	phil	test	Access Community Health	false	true
Lori.Lynes@azarahhealthcare.com	Lori	Lynes	Access Community Health	false	true
samuel.bar@azarahhealthcare.com	Sam	Bar	Access Community Health	false	true
john.ahigian@azarahhealthcare.com	John	Ahigian	Access Community Health	false	true
phil.parker@azarahhealthcare.com	Philip	Parker	Access Community Health	false	true
Jenn.Pigott@azarahhealthcare.com	Jenn	Pigott	Access Community Health	false	true
Ben.Hahn@azarahhealthcare.com	Ben	Hahn	Access Community Health	false	true

User Administration Edit User 2

User Administration / demo.lastname@azarahhealthcare.com

[Additional Actions](#)

General Information

User account created successfully

User Email: demo.lastname@azarahhealthcare.com Center: Access Community Health

First Name: Demo Provider: All Providers

Last Name: Azara Enabled:

Title: Implementation Specialist

+ Connection Information

+ Security Groups

+ Effective Permissions

[Save](#) | [Back to List](#)

User Administration / demo.lastname@azarahhealthcare.com 4

[Additional Actions](#)

+ General Information

+ Connection Information

- Security Groups

Successfully added group(s) to user

Group Non-Members	Group Members		
Group	Description	Group	Description
<input type="checkbox"/> Single Provider	Standard permissions associated with center and provider filters and benchmarking in the Measure Analyzer for users allowed to view data for a single provider.	<input type="checkbox"/> View and Filter	Standard permissions associated with viewing and filtering reports and measures.
<input type="checkbox"/> Multi Ctr	Standard permissions associated with center and provider filters and benchmarking in the Measure Analyzer for users allowed to view data for multiple centers and all providers.	<input type="checkbox"/> Access Patient Dtl	Standard permissions associated with accessing patient level detail in Clinical Registries, the PVP or behind compliance measures.
<input type="checkbox"/> Admin	Standard permissions associated with application administration.	<input type="checkbox"/> Export	Standard permissions associated with exporting reports and data to PDF or Excel.
<input type="checkbox"/> GPRA	GPRA	<input type="checkbox"/> Single Ctr	Standard permissions associated with center and provider filters and benchmarking in the Measure Analyzer for users allowed to view data for a single center and all providers.
<input type="checkbox"/> OSHPD	OSHPD		
<input type="checkbox"/> Dental	Dental		

[Add](#) | [Remove](#)

1 of 1 pages (4 items)

User Administration / demo.lastname@azarahhealthcare.com 3

[Additional Actions](#)

+ General Information

+ Connection Information

- Security Groups

Group Non-Members

Group	Description
<input checked="" type="checkbox"/> View and Filter	Standard permissions associated with viewing and filtering reports and measures.
<input checked="" type="checkbox"/> Access Patient Dtl	Standard permissions associated with accessing patient level detail in Clinical Registries, the PVP or behind compliance measures.
<input checked="" type="checkbox"/> Export	Standard permissions associated with exporting reports and data to PDF or Excel.
<input type="checkbox"/> Single Provider	Standard permissions associated with center and provider filters and benchmarking in the Measure Analyzer for users allowed to view data for a single provider.
<input checked="" type="checkbox"/> Single Ctr	Standard permissions associated with center and provider filters and benchmarking in the Measure Analyzer for users allowed to view data for a single center and all providers.

[Add](#) | [Remove](#)

Group Members

No records to display

0 of 0 pages (0 items)

User Administration – Security Groups



Security Group Description	Permission	Permission Description
View and Filter Standard permissions associated with viewing and filtering reports and measures.	View Reports	Enables the ability to view reports and measures.
	Allow Crosstab	Enables the ability to display Scorecard Reports as Crosstab reports. Note only works for cross tab enabled reports.
	Service Line Filter	Enables the Service Line filter and the ability to limit reports / measures to only include patients with visits of specific Service Line.
	Payer Filter	Enables the Payer filter and the ability to limit reports / measures to only include patients with a payer in the center defined payer group as of the end of the selected period. <i>NOTE: Only useful for users whose center has defined at least one Payer Group.</i>
Access Patient Dtl Standard permissions associated with accessing patient level detail in Clinical Registries, the PVP or behind compliance measures.	Patient Detail List	Enables the ability to drill down and see patient level detail from Scorecards and/or the Measure Analyzer.
	Clinical Reports	Enables the ability view Clinical Registry reports which have patient level detail.
Export Standard permissions associated with exporting reports and data to PDF or Excel.	Excel Export	Enables the ability to export data to Excel.
	PDF Export	Enables the ability to export reports to PDF.
Single Provider Standard permissions associated with center and provider filters and benchmarking in the Measure Analyzer for users allowed to view data for a single provider.	Best Avg Center	Enables the ability to view the Best Ctr and PCA Avg Benchmarks in the Measure Analyzer.
	Best Avg Provider	Enables the ability to see the Best Provider and Ctr Avg Benchmarks in the Measure Analyzer.
Single Ctr Standard permissions associated with center and provider filters and benchmarking in the Measure Analyzer for users allowed to view data for a single center and all providers.	Provider Filter	Enables the Provider filter and the ability to select and run reports / measures for different providers.
	Best Avg Center	Enables the ability to view the Best Ctr and PCA Avg Benchmarks in the Measure Analyzer.
	Best Avg Provider	Enables the ability to see the Best Provider and Ctr Avg Benchmarks in the Measure Analyzer.
Multi Ctr Standard permissions associated with center and provider filters and benchmarking in the Measure Analyzer for users allowed to view data for multiple centers and all providers.	Center Filter	Enables the Center filter and the ability to select and run reports / measures for different centers. ONLY give to users with access to multiple centers.
	Provider Filter	Enables the Provider filter and the ability to select and run reports / measures for different providers.
	Best Avg Center	Enables the ability to view the Best Ctr and PCA Avg Benchmarks in the Measure Analyzer.
Admin Standard permissions associated with application administration.	User Admin	Enables the ability to (a) manage user access and permissions and (b) review usage statistics.
	Provider Admin	Enables the ability to (a) define active vs inactive status for providers and (b) manage (create, edit, delete) Provider Groups.
	Location Admin	Enables the ability to manage (create, modify, delete) Location Groups.
	Mapping View	Enables the ability to view / review Center to DRVS data mappings.
	Measure Admin	Enables the ability to manage (create, edit or delete) targets/goals (primary and secondary) for measures.
	Alert Admin	Enables the ability to manage (change, disable, re-enable) patient level alerts on the Patient Visit Planning Report.

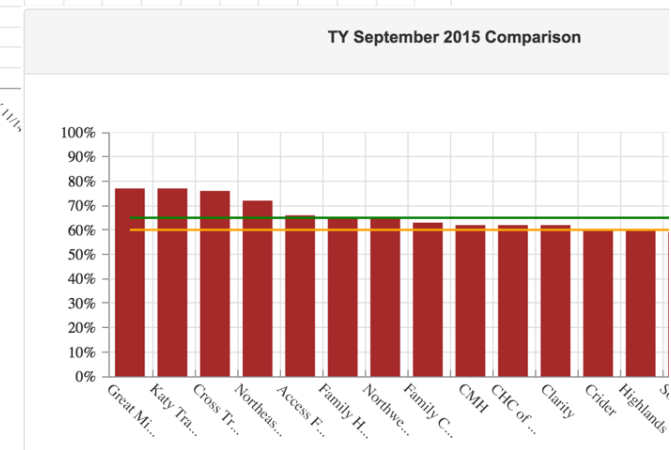
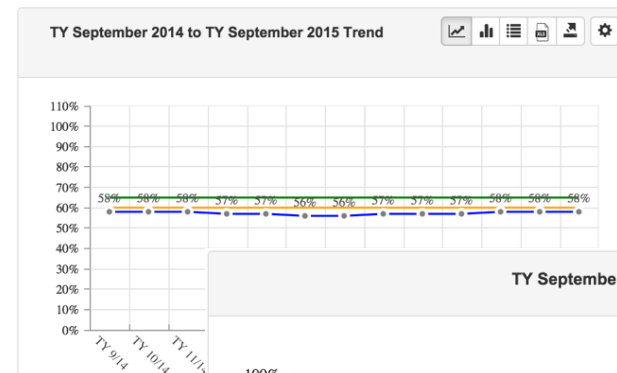
Measure Target Administration

Internal targets can be set to monitor performance

- Targets appear on:
 - Scorecard Reports: Listed as numeric (%) values and a comparison against the result is displayed as a Green, Yellow or Red icons
 - Charts: Shown as a Green and Yellow lines on the trend line and bar charts
- Targets can be either (a) PCA-wide and therefore apply to all centers in the PCA or (b) Health Center specific

Chronic Disease Collaborative - CDC Scorecard 2015-16

		Measure	Target	Result	Numerator	Denominator
🔔	📄	Hypertension Controlling High Blood Pressure (NQF 0018)	🔴 65 %	58 %	43,169	76,036
🔔	📄	Child Weight Screening / BMI (NQF 0024)	🟢 55 %	90 %	63,898	71,776
🔔	📄	Child Weight Screening / Nutritional Counseling (NQF 0024)	🟢 15 %	48 %	34,541	71,776
🔔	📄	Child Weight Screening / Physical Activity (NQF 0024)	🟢 9 %	43 %	30,865	71,776



Target Administration

- Administration ▾
- Security Administration ▶
- Application Configuration ▶
- Report Configuration ▾
- Measure Targets**
- Alert Administration
- Usage Reports ▶

Measure Targets Additional Actions

[Create Target](#) Add

<input type="checkbox"/>	Measure Category	Measure	Scope	Display Name	Primary Target	Secondary Target	Default	Options
<input type="checkbox"/>	Whitney M Young Visit Planning	Asthma Pharmacological Treatment (UDS)	Whitney M Young Health Center	Asthma Rx Treatment	90.0%	85.0%	True	Edit
<input type="checkbox"/>	Whitney M Young Visit Planning	Breast Cancer Screening (NQF 0031)	Whitney M Young Health Center	Breast Cancer Screening	53.0%	48.0%	True	<input type="checkbox"/> <input type="checkbox"/>
<input type="checkbox"/>	Whitney M Young Visit Planning	Colorectal Cancer Screening (UDS)	Whitney M Young Health Center	Colorectal Cancer Screening	24.0%	19.0%	True	<input type="checkbox"/> <input type="checkbox"/>
<input type="checkbox"/>	Whitney M Young Visit Planning	Depression Screening Follow-U	Whitney M Young Health Center	Depression Screening				<input type="checkbox"/> <input type="checkbox"/>
<input type="checkbox"/>	Whitney M Young Visit Planning	Pap Test	Whitney M Young Health Center	Pap Test				<input type="checkbox"/> <input type="checkbox"/>

Edit Target

Measure Category: Whitney M Young Visit Planning

Measure: Asthma Pharmacological Treatment (UDS)

Center: Whitney M Young Health Center

Display Name: Asthma Rx Treatment

Primary Target: 90.0%

Secondary Target: 85.0%

Description:

Default:

[Save Targets](#) | [Back to List](#)

Options are the same as the Measure Categories found in the left-hand navigation

Choices are limited by the measures found with the previously selected Measure Category

Results above this entry are Green Dots on Scorecards or Green Lines on charts

- Results between this entry and the Primary Target are Yellow Dots on Scorecards or Yellow Lines on charts
- Results below this entry are Red Dots and Lines

Provider / Provider Group Administration

Provider Administration / Groups

- Inactivate providers to clean up your filter
- Groups of providers can be defined by Local Admins
 - Departments
 - Care Teams
 - Transformation Pilot Groups
- Providers can belong to none, one or many groups
- Provider filters allow you to choose a pre-defined group of providers in addition to All, Single or Multiple Providers

UDS - Table 6b - Sections C thru M

Period Type: Trailing Year | Period: TY March 2016 | Providers: All Providers [Filter] [Update]

		Measure
		Adult Weight Screening and F
		Asthma Pharmacological Tre
		CAD Lipid Therapy (UDS)
		Childhood Immunizations (UC
		Child Dental Sealant (UDS)
		Weight Assessment and Cour
		Colorectal Cancer Screening
		Depression Screening and Fc
		New HIV Cases With Timely Follow Up (UDS)

Providers dropdown menu:

- Rendering Usual
- Uncheck All
- Diabetes Pilot Team
- Augustine, Greg
- Cranston, Bill
- Crowley, Patrick
- Decelles, Larry
- Fay, Tom
- Fritz, Renata
- Gunther, Eric

Provider Administration

- Administration ▾
- Security Administration ▶
- Application Configuration ▾
- Provider Administration**
- Custom Scorecards
- Location Administration
- Mapping Administration
- Report Configuration ▶
- Usage Reports ▶

Provider Administration 1

Access Community Health

Providers 10 Provider Groups 1

Provider Name	NPI	Provider Type	Active?	Options
Willfork, Vince		Needs Update	Yes	
Fritz, Renata		Needs Update	Yes	
Augustine, Greg		Needs Update	Yes	
Cranston, Bill		Needs Update	Yes	
Lowry, Zach		Needs Update	Yes	
Gunther, Eric		Needs Update	Yes	
Crowley, Patrick		Needs Update	Yes	
Decelles, Larry		Needs Update	Yes	
Rabbit, Jessica		Needs Update	Yes	
Fay, Tom		Needs Update	Yes	

1 of 1 pages (10 items)

Provider Administration 3

Access Community Health

Providers 10 Provider Groups 1

Provider Name	NPI	Provider Type	Active?	Options
Willfork, Vince		Needs Update	No	
Fritz, Renata		Needs Update	Yes	
Augustine, Greg		Needs Update	Yes	
Cranston, Bill		Needs Update	Yes	
Lowry, Zach		Needs Update	Yes	
Gunther, Eric		Needs Update	Yes	
Crowley, Patrick		Needs Update	Yes	
Decelles, Larry		Needs Update	Yes	
Rabbit, Jessica		Needs Update	Yes	
Fay, Tom		Needs Update	Yes	

1 of 1 pages (10 items)

Provider Administration 2

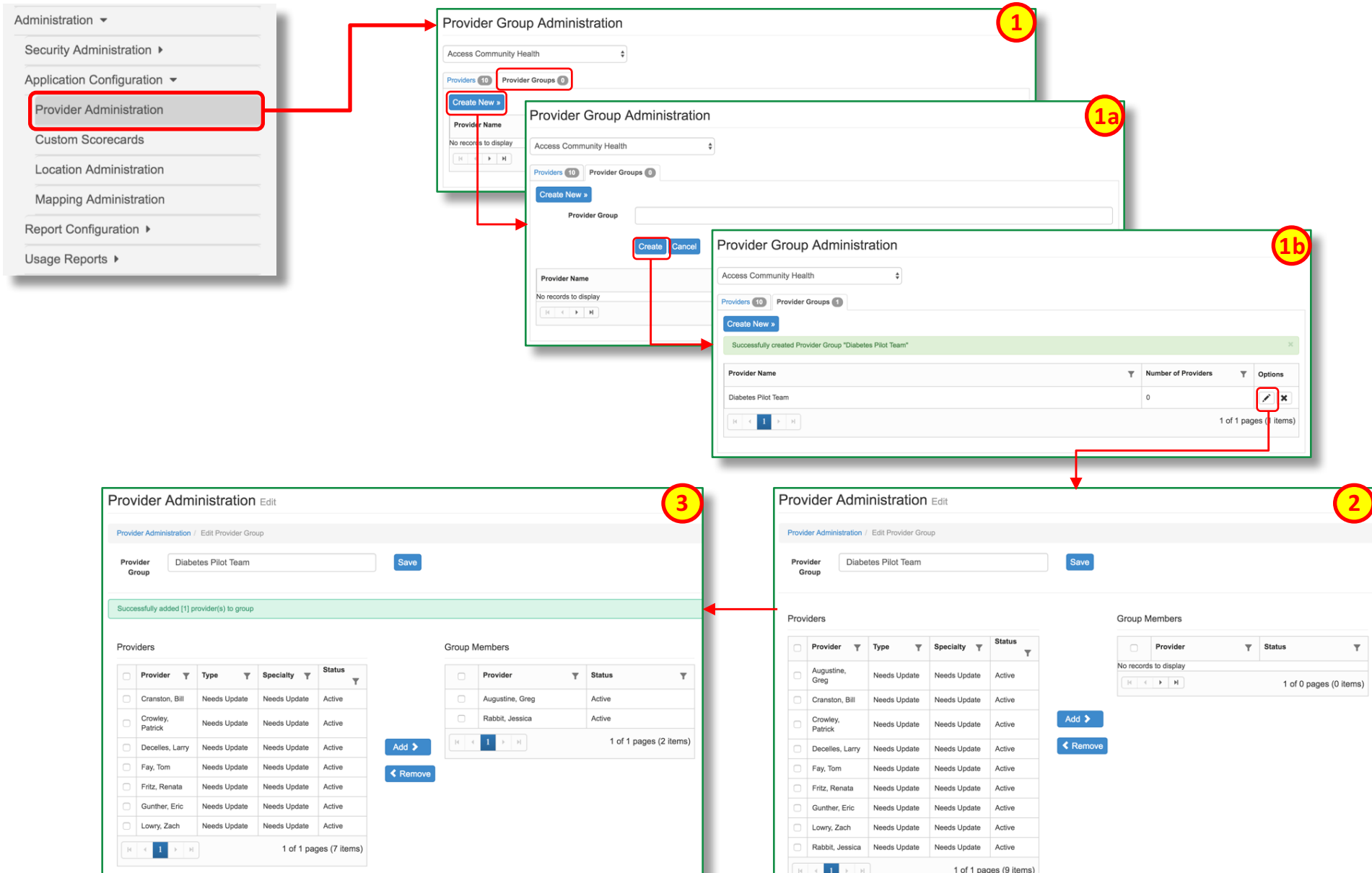
Access Community Health

Providers 10 Provider Groups 1

Provider Name	NPI	Provider Type	Active?	Options
Willfork, Vince		Needs Update	<input type="checkbox"/>	
Fritz, Renata		Needs Update	Yes	
Augustine, Greg		Needs Update	No	
Cranston, Bill		Needs Update	Yes	
Lowry, Zach		Needs Update	Yes	
Gunther, Eric		Needs Update	Yes	
Crowley, Patrick		Needs Update	Yes	
Decelles, Larry		Needs Update	Yes	
Rabbit, Jessica		Needs Update	Yes	
Fay, Tom		Needs Update	Yes	

1 of 1 pages (10 items)

Provider Groups



Location Administration

Location Administration / Groups

- Groups of locations can be defined by Local Admins
 - Combine 'like' locations into a single group (e.g., School Health)
 - Combine 'like' physical locations into a single group
- Locations can belong to none, one or many groups
- Location filters allow you to choose a pre-defined group of locations in addition to All, Single or Multiple Locations

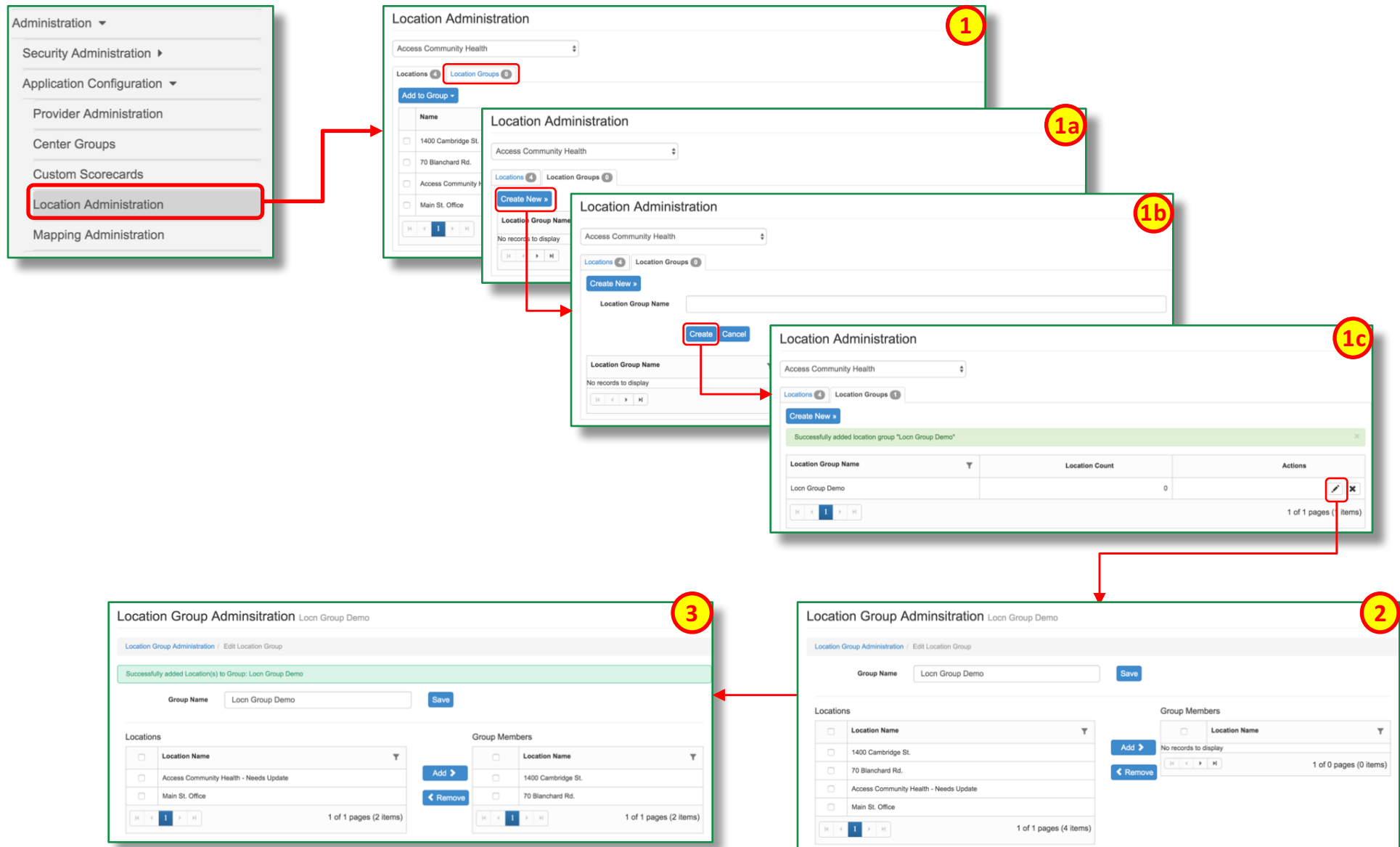
UDS - Table 6b - Sections C thru M

Period Type: Trailing Year | Period: TY March 2016 | Centers: All Centers | Providers: All Providers | Locations: All Locations [Update]

		Measure
		Adult Weight Screening and Follow-Up (UDS)
		Asthma Pharmacological Treatment (UDS)
		CAD Lipid Therapy (UDS)
		Childhood Immunizations (UDS)
		Child Dental Sealant (UDS)
		Weight Assessment and Counseling for Children and Adolescents (UDS)
		Colorectal Cancer Screening (UDS)
		Depression Screening and Follow-up (UDS)
		New HIV Cases With Timely Follow Up (UDS)

Rendering Usual
Uncheck All
 Loen Group Demo
 1400 Cambridge St.
 1st St. Clinic
 70 Blanchard Rd.
 Access Community Health - Needs Update
 Adult Health
 Family Health Center - Needs Update
 Florence Ave. Center

Location Administration / Groups



Visit Planning Administration

Visit Planning Alert Administration

Administration ▾

- Security Administration ▶
- Application Configuration ▶
- Report Configuration ▾
- Measure Targets
- Alert Administration**
- Usage Reports ▶

Center	Name	Status	Description	Options
Access Community Health	Adult Weight Screening	Enabled	Alert will trigger if patient has not had a BMI in the past year, or if most recent BMI was < 18 or >= 25 for patients < 65 yrs old, or if most recent BMI was < 22 or >= 30 for patients >= 65 yrs old. This alert is not editable.	<input checked="" type="checkbox"/>
Access Community Health	Asthma Control Therapy	Enabled	Alert will trigger if patient has been identified as having Persistent asthma but has not been prescribed asthma medication. This alert is not editable.	<input checked="" type="checkbox"/>
Access Community Health	Asthma Severity	Enabled	Alert will trigger if Asthma Severity has not occurred in the last 1 years. Patient must have 2011 NQF 0047 Asthma Diagnosis.	<input checked="" type="checkbox"/>
Access Community Health	BMI	Enabled	Alert will trigger if BMI has not occurred in the last 1 years. Alert only applies to patients >= 18 yrs old.	<input checked="" type="checkbox"/>
Access Community Health	BMI Percentile	Enabled	Alert will trigger if BMI Percentile has not occurred in the last 1 years. Alert only applies to patients >= 2 yrs old and <= 17 yrs old.	<input checked="" type="checkbox"/>
Access Community Health	BP	Enabled	Alert will trigger if Blood Pressure has not occurred in the last 1 years, or if numeric_1 value is >= 140 and numeric_2 value is >= 90. Alert only applies to patients and <= 85 yrs old. Patient must have Diabetes and Hypertension and IVD and AMI and CABG or PCI.	<input checked="" type="checkbox"/>
Access Community Health	Chlamydia Screening	Enabled	Alert will trigger if Chlamydia has not occurred in the last 1 years. Alert only applies to female patients >= 16 yrs old and <= 24 yrs old.	<input checked="" type="checkbox"/>
Access Community Health	Colorectal Cancer Screening	Enabled	Alert will trigger if patient has not had a colonoscopy in past 10 years, flexible sigmoidoscopy in past 5 years, or FOBT in past year, for patients >= 50 yrs old and <= 75 years old. This alert is not editable.	<input checked="" type="checkbox"/>
Access Community Health	Dental Visit	Enabled	Alert will trigger if GPRA Dental Access has not occurred in the last 1 years.	<input checked="" type="checkbox"/>
Access Community Health	Depression Screening	Enabled	Alert will trigger if Standardized Depression Screen has not occurred in the last 1 years. Patient must not have EP 0418 Exclusion.	<input checked="" type="checkbox"/>
Access Community Health	A1c	Enabled	Alert will trigger if A1c has not occurred in the last 1 years, or if numeric_1 value is >= 8. Alert only applies to patients and <= 85 yrs old. Patient must have Diabetes.	<input checked="" type="checkbox"/>

Alert Admin Edit

General

The alert name cannot be changed and must be unique. The display name is what will appear on the visit planning report. The observation selected is the data element that will be used to trigger the alert. If you choose a prefab alert then you will not be able to customize the alert parameters further below. NOTE: Any new/modified alerts will not take effect until after the next nightly processing.

Name: Diabetes A1c

Display Name:

Enabled:

Center: Access Community Health

Alert Type: Custom Alert

Observation: A1c

- + Date Criteria
- + Numeric Result Criteria
- + Result Criteria
- + Inclusion Criteria
- + Exclusion Criteria

Alert Admin Edit

Date Criteria

The primary data used to trigger alerts is the date of the observation. This defaults to checking if the observation has not occurred within the lookback period specified below. For example, if using the mammogram observation and specifying a look back of 2 years, the alert will trigger if a mammogram has not occurred within the past 2 years. If you are using an observation like ED visit and want to trigger the alert if the observation has occurred within the lookback period, check the look forward checkbox.

Message:

Alert if:

Alert Admin Edit

Numeric Result Criteria

Observations can also be triggered by numeric data associated with the observation, such as a lab result or BP reading. These default to alerting if the observation numeric result is greater than the specified value. Uncheck the checkbox to have the alert trigger if the result is less than the specified value. For observations with multiple results, like BP, use the numeric 2 threshold field, otherwise leave it empty.

Message:

Alert if:

Alert Admin Edit

Inclusion Criteria

Patients are only considered for alerts if they meet the inclusion criteria below. Leave the age min and max blank to not specify age criteria. Select any number of observations by using the CTRL key. If the "And" population operator is selected then a patient must have all of the specified observations to be considered for the alert. If the "Or" population operator is selected then a patient must have any of the specified observations to be considered.

Min Age: Max Age: Gender:

Inclusion Observations:

Inclusion Criteria Operator:

Alert Admin Edit

Exclusion Criteria

Patients must not meet the exclusion criteria to be considered for the alert. Select any number of observations by using the CTRL key. If the "And" population operator is selected then a patient must not have all of the specified observations to be considered for the alert. If the "Or" population operator is selected then a patient must not have any of the specified observations to be considered.

Exclusion Observations:

Exclusion Criteria Operator:

Usage Reports

Usage Reports

- Administration ▾
- Security Administration ▶
- Application Configuration ▶
- Report Configuration ▶
- Usage Reports ▾
 - Centers
 - Users
 - Reports
 - Generated Reports

Usage - Centers Report

Start Date End Date [Update](#)

Center	First Report Generated	Last Report Generated	Distinct Users	Days Used	Distinct Reports Used	Reports Generated
Access Community Health	4/15/2016 4:29:39 PM	4/24/2016 9:32:09 PM	2	2	2	5

1 of 1 pages (1 items)

Usage - Generated Reports

Start Date End Date Center [Update](#)

Report/Measure	Name	User	Date/Time
Report	Visit Planning	lauraindenver@gmail.com	4/15/2016 4:29:39 PM
Report	Visit Planning	lauraindenver@gmail.com	4/15/2016 4:31:14 PM
Report	Visit Planning	lauraindenver@gmail.com	4/15/2016 4:49:28 PM
Report	Table 6b - Sections C thru M	greg.augustine@verizon.net	4/24/2016 9:21:52 PM
Report	Table 6b - Sections C thru M	greg.augustine@verizon.net	4/24/2016 9:32:09 PM

1 of 1 pages (5 items)

Usage Reports

- Administration ▾
 - Security Administration ▶
 - Application Configuration ▶
 - Report Configuration ▶
 - Usage Reports ▾
 - Centers
 - Users**
 - Reports
 - Generated Reports

Usage - Users

Start Date: 4/1/2016 End Date: 4/25/2016 [Update](#)

CenterName	UserName	First Report Generated	Last Report Generated	Days Used	Distinct Reports Used	Reports Generated
Access Community Health	greg.augustine@verizon.net	4/24/2016 9:21:52 PM	4/24/2016 9:32:09 PM	1	1	2
Access Community Health	lauraindenver@gmail.com	4/15/2016 4:29:39 PM	4/15/2016 4:49:28 PM	1	1	3

1 of 1 pages (2 items)

Usage Reports

- Administration ▾
 - Security Administration ▶
 - Application Configuration ▶
 - Report Configuration ▶
 - Usage Reports ▾
 - Centers
 - Users
 - Reports**
 - Generated Reports

Usage - Reports

Start Date: 4/1/2016 End Date: 4/25/2016 Center: Access Community Health [Update](#)

Name	First Run	Last Run	Distinct Users	Reports Generated
Visit Planning	4/15/2016 4:29:39 PM	4/15/2016 4:49:28 PM	1	3
Table 6b - Sections C thru M	4/24/2016 9:21:52 PM	4/24/2016 9:32:09 PM	1	2

1 of 1 pages (2 items)

Usage Reports

- Administration ▾
 - Security Administration ▶
 - Application Configuration ▶
 - Report Configuration ▶
 - Usage Reports ▾
 - Centers
 - Users
 - Reports
 - Generated Reports**

Usage - Generated Reports

Start Date: 4/1/2016 End Date: 4/25/2016 Center: Access Community Health [Update](#)

Report/Measure	Name	User	Date/Time
Report	Visit Planning	lauraindenver@gmail.com	4/15/2016 4:29:39 PM
Report	Visit Planning	lauraindenver@gmail.com	4/15/2016 4:31:14 PM
Report	Visit Planning	lauraindenver@gmail.com	4/15/2016 4:49:28 PM
Report	Table 6b - Sections C thru M	greg.augustine@verizon.net	4/24/2016 9:21:52 PM
Report	Table 6b - Sections C thru M	greg.augustine@verizon.net	4/24/2016 9:32:09 PM

1 of 1 pages (5 items)

Mapping Administration

Mapping Administration

Administration ▾

- Security Administration ▶
- Application Configuration ▾
- Provider Administration
- Location Administration
- Mapping Administration**
- Report Configuration ▶
- Usage Reports ▶

Mapping Administration

In Mapping Administration, you can modify the mapping of your data to Azara's standard values that will count for measures, registries, and alerts. To begin, select the data element you wish to investigate. Then, if you wish to find/map a currently unmapped value, search for that value in the EHR Value column and click the pencil icon in the actions column. If you wish to see what values in your EHR have been mapped to Azara's Standard Values, search for the Standard Value in the Standard Value column. You can also unmap an item by clicking on the pencil icon and changing the Standard Value to "Unmapped". Please note that any changes may not be visible in reports/measures/registries until processing occurs.

Data Element: **Ethnicity** Center: Access Community Health Center

EHR Source Value	Standard Value
NULL	Unmapped
Hispanic / Latino (uds)	Hispanic/Latino
Hispanic or Latino	Hispanic/Latino
Not Hispanic / Latino (uds)	Non-Hispanic/Latino
Not Hispanic or Latino	Non-Hispanic/Latino
Unknown / Not Reported	Unreported/Refused to Report Ethnicity
Unreported / Refused To Report (uds)	Unreported/Refused to Report Ethnicity

1 of 1 pages (7 items)

Mapping Administration

In Mapping Administration, you can modify the mapping of your data to Azara's standard values that will count for measures, registries, and alerts. To begin, select the data element you wish to investigate. Then, if you wish to find/map a currently unmapped value, search for that value in the EHR Value column and click the pencil icon in the actions column. If you wish to see what values in your EHR have been mapped to Azara's Standard Values, search for the Standard Value in the Standard Value column. You can also unmap an item by clicking on the pencil icon and changing the Standard Value to "Unmapped". Please note that any changes may not be visible in reports/measures/registries until processing occurs.

Data Element: **Race** Center: Access Community Health Center

EHR Source Value	Standard Value
NULL	Unmapped
American Indian or Alaska Native	Unmapped
Asian	Asian
Asian (uds)	Asian
Native Hawaiian (uds)	Native Hawaiian
Native Hawaiian or Other Pacific Islander	Pacific Islander
Other Pacific Islander (uds)	Pacific Islander
Black / African American (uds)	Black/African American
Black or African American	Black/African American
American Indian / Alaskan Native (uds)	American Indian/Alaska Native

1 of 2 pages (16 items)

Mapping Administration

In Mapping Administration, you can modify the mapping of your data to Azara's standard values that will count for measures, registries, and alerts. To begin, select the data element you wish to investigate. Then, if you wish to find/map a currently unmapped value, search for that value in the EHR Value column and click the pencil icon in the actions column. If you wish to see what values in your EHR have been mapped to Azara's Standard Values, search for the Standard Value in the Standard Value column. You can also unmap an item by clicking on the pencil icon and changing the Standard Value to "Unmapped". Please note that any changes may not be visible in reports/measures/registries until processing occurs.

Data Element: **Homelessness Status** Center: Access Community Health Center

EHR Source Value	Standard Value
NULL	Unmapped
Not Homeless	Not Homeless
Homeless	Street

1 of 1 pages (3 items)

Mapping Administration

Administration ▾

- Security Administration ▶
- Application Configuration ▾
- Provider Administration
- Location Administration
- Mapping Administration**
- Report Configuration ▶
- Usage Reports ▶

Mapping Administration

In Mapping Administration, you can modify the mapping of your data to Azara's standard values that will count for measures, registries, and alerts. To begin, select the data element you wish to investigate. Then, if you wish to find/map a currently unmapped value, search for that value in the EHR Value column and click the pencil icon in the actions column. If you wish to see what values in your EHR have been mapped to Azara's Standard Values, search for the Standard Value in the Standard Value column. You can also unmap an item by clicking on the pencil icon and changing the Standard Value to "Unmapped". Please note that any changes may not be visible in reports/measures/registries until processing occurs.

Data Element: Lab Center: Access Community Health Center

EHR Source Value	Standard Value
NULL	Unknown
.	Unknown
E	Unknown
e -	Unknown
Rh(D)-	Unknown
Atopobium vaginae	Unknown
Megasphaera 1	Unknown
Benzoylserine (GCMS)	Unknown
Clonazepam Confirm	Unknown
Codeine Confirm	Unknown

1 of 152 pages (1515 items)

Mapping Administration

In Mapping Administration, you can modify the mapping of your data to Azara's standard values that will count for measures, registries, and alerts. To begin, select the data element you wish to investigate. Then, if you wish to find/map a currently unmapped value, search for that value in the EHR Value column and click the pencil icon in the actions column. If you wish to see what values in your EHR have been mapped to Azara's Standard Values, search for the Standard Value in the Standard Value column. You can also unmap an item by clicking on the pencil icon and changing the Standard Value to "Unmapped". Please note that any changes may not be visible in reports/measures/registries until processing occurs.

Data Element: Lab Center: Access Community Health Center

EHR Source Value	Standard Value
NULL	Unknown
.	Unknown
E	Unknown
e -	Unknown
Rh(D)-	Unknown
Atopobium vaginae	Unknown
Megasphaera 1	Unknown
Benzoylserine (GCMS)	Unknown
Clonazepam Confirm	Unknown
Codeine Confirm	Unknown

Custom Filter

Show rows where

EHR Source Value

Contains A1c

AND OR Match Case

Contains Hemoglobin

OK Cancel

1 of 152 pages (1515 items)

Mapping Administration

In Mapping Administration, you can modify the mapping of your data to Azara's standard values that will count for measures, registries, and alerts. To begin, select the data element you wish to investigate. Then, if you wish to find/map a currently unmapped value, search for that value in the EHR Value column and click the pencil icon in the actions column. If you wish to see what values in your EHR have been mapped to Azara's Standard Values, search for the Standard Value in the Standard Value column. You can also unmap an item by clicking on the pencil icon and changing the Standard Value to "Unmapped". Please note that any changes may not be visible in reports/measures/registries until processing occurs.

Data Element: Lab Center: Access Community Health Center

EHR Source Value	Standard Value
HEMOGLOBIN + HEMATOCRIT	Unknown
Hemoglobin	Unknown
HEMOGLOBIN A1c	A1c

1 of 1 pages (3 items)

Mapping Administration

Administration ▾

- Security Administration ▶
- Application Configuration ▾
- Provider Administration
- Location Administration
- Mapping Administration**
- Report Configuration ▶
- Usage Reports ▶

Mapping Administration

In Mapping Administration, you can modify the mapping of your data to Azara's standard values that will count for measures, registries, and alerts. To begin, select the data element you wish to investigate. Then, if you wish to findmap a currently unmapped value, search for that value in the EHR Value column and click the pencil icon in the actions column. If you wish to see what values in your EHR have been mapped to Azara's Standard Values, search for that value in the Standard Value column. You can also unmap an item by clicking on the pencil icon and changing the Standard Value to "Unmapped". Please note that any changes may not be visible in reports/measures/registries until processing occurs.

Data Element: Lab Center: Access Community Health Center

EHR Source Value	Standard Value
NULL	Unknown
.	Unknown
E	Unknown
e -	Unknown
Rh(D)-	Unknown
Atopobium vaginae	Unknown
Megasphaera 1	Unknown
Benzoylserine (GC/MS)	Unknown
Clonazepam Confirm	Unknown
Codeine Confirm	Unknown

1 of 152 pages (1515 items)

Mapping Administration

In Mapping Administration, you can modify the mapping of your data to Azara's standard values that will count for measures, registries, and alerts. To begin, select the data element you wish to investigate. Then, if you wish to findmap a currently unmapped value, search for that value in the EHR Value column and click the pencil icon in the actions column. If you wish to see what values in your EHR have been mapped to Azara's Standard Values, search for that value in the Standard Value column. You can also unmap an item by clicking on the pencil icon and changing the Standard Value to "Unmapped". Please note that any changes may not be visible in reports/measures/registries until processing occurs.

Data Element: Lab Center: Access Community Health Center

EHR Source Value	Standard Value
NULL	Unknown
.	Unknown
E	Unknown
e -	Unknown
Rh(D)-	Unknown
Atopobium vaginae	Unknown
Megasphaera 1	Unknown
Benzoylserine (GC/MS)	Unknown
Clonazepam Confirm	Unknown
Codeine Confirm	Unknown

1 of 152 pages (1515 items)

Sort A to Z

Sort Z to A

Clear Filter

Text Filters

Search

Not all items showing

- (Select All)
- A1c
- CD4
- Chlamydia
- Chd
- FOBT

OK Cancel

Mapping Administration

In Mapping Administration, you can modify the mapping of your data to Azara's standard values that will count for measures, registries, and alerts. To begin, select the data element you wish to investigate. Then, if you wish to findmap a currently unmapped value, search for that value in the EHR Value column and click the pencil icon in the actions column. If you wish to see what values in your EHR have been mapped to Azara's Standard Values, search for that value in the Standard Value column. You can also unmap an item by clicking on the pencil icon and changing the Standard Value to "Unmapped". Please note that any changes may not be visible in reports/measures/registries until processing occurs.

Data Element: Lab Center: Access Community Health Center

EHR Source Value	Standard Value
HEMOGLOBIN A1c	A1c

1 of 1 pages (1 items)

Questions / Discussion
