

UDS: UNIFORM DATA SYSTEM



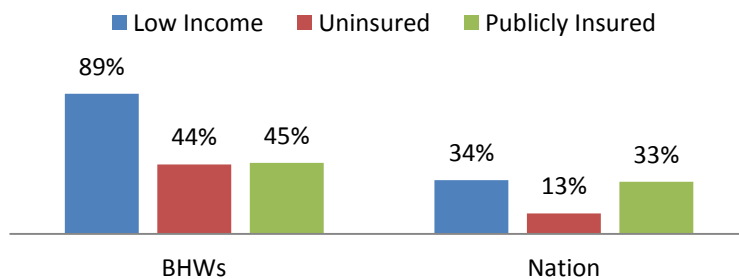
Bureau of Health Workforce Primary Care Clinics: 2014 At a Glance

The Program

Fifty (50) Bureau of Health Workforce Primary Care Clinics (BHWs) provided services to 84,670 patients with 267,358 visits. It's important to note that the number of BHWs reporting almost doubled from the prior year where 26 Nurse Managed Health Clinics (NMHCs) reported in CY2013. In CY2014, NMHCs report under the BHWs UDS.

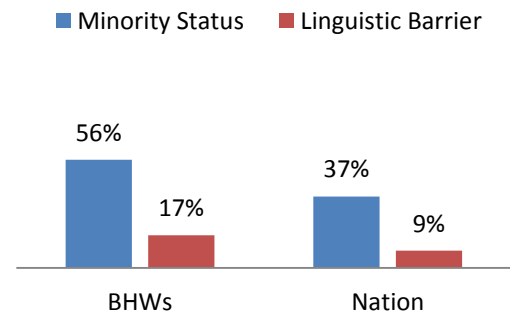
Patients: Socioeconomic Characteristics

- 89% have incomes at or below 200% of the Federal Poverty Level
- 44% are uninsured
- 45% have public insurance (Medicaid, Medicare, or Other Public)



Patients: Minority Status

- 56% are of racial and/or ethnic minority
- 17% face a linguistic barrier



Services Provided

- 90% of BHWs provide primary medical care services
- 8% of grantees provide dental services
- 44% of grantees provide behavioral health services

Continuity of Care

Health Center Program grantees provide continuous care.

Service Category	Average Number of Visits/Patient/Year	% of Total Patients Utilizing Services
Medical	2.64	94%
Dental	2.52	7%
Mental Health	2.60	10%
Substance Abuse	0	0%
Vision	1.12	1%
Other Professional	3.67	1%
Enabling	3.04	6%

Staffing and Tenure

BHW Primary Care Clinics employ the full time equivalent of 616 staff members and volunteers.

- 122 are physicians, CNMS, NPs, and PAs
- An additional 131 are other clinical (nurses and other medical professionals)
- 67 are enabling
- 22 are dental
- 31 are behavioral health (mental health and substance abuse)
- 221 provide non-clinical support
- Medical providers (including nurses) report an average tenure of 3.5 years
- Behavioral Health Care providers report an average tenure 2.4 years
- Key non-clinical support staff (CEOs, CMOs, CFOs, and CIOs) report an average tenure of 5.3 years

UDS: UNIFORM DATA SYSTEM



Bureau of Health Workforce Primary Care Clinics: 2014 At a Glance

Quality of Care and Outcome Indicators: Clinical Performance

BHW Primary Care Clinics provide high quality of care. Several clinical measures (low birth weight, childhood immunization, tobacco use screening intervention, weight assessment and counseling for children, and HIV linkage to care) show performance that exceeds relevant national rates* and/or Healthy People 2020 Goals.

Quality of Care and Outcome Measures	Performance	Rates and	Goals
	BHWs	Nation	HP 2020 Goal
Early Entry into Prenatal Care	53%	74%	77%
Low Birth Weight	6%	8%	8%
Childhood Immunization	91%	68%	80%
Weight Assessment and Counseling for Children and Adolescents**	69%	-	55%
Adult Weight Screening and Follow-up**	51%	-	54%
Tobacco Use Screening and Cessation Intervention***	73%	-	69%
Cervical Cancer Screening	40%	69%	93%
Colorectal Cancer Screening	33%	65%	71%
Asthma Pharmacologic Therapy	87%	-	-
Coronary Artery Disease (CAD) and Lipid Lowering Therapy	82%	-	-
Depression Screening and Follow-Up	36%	-	-
HIV Linkage to Care	95%	80%	74%
Ischemic Vascular Disease (IVD) Aspirin or Other Antithrombotic Therapy	86%	-	-
Controlled Hypertension	60%	45%	61%
Controlled Diabetes	54%	-	84%

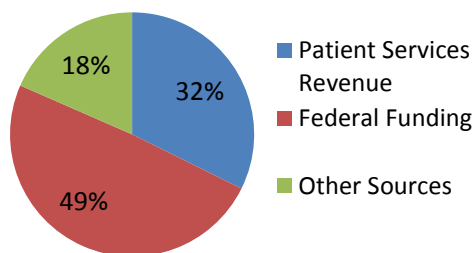
* Based on data from the CDC, U.S. Census/ACS, and the National Health and Nutrition Examination Survey

** Healthy People 2020 measure is limited to BMI assessment and is therefore less stringent as compared to compliance criteria for UDS measure.

***Healthy People 2020 measure is limited to tobacco use screening.

Sources of Support

BHWs are funded primarily through federal funding which includes HRSA BPHR grant support.



Cost Effectiveness

- The average total cost per patient is \$666
- The average medical cost per medical visit is \$121
- The average charge per billable visit is \$130

Adjustments and Patient Discounts

- 59% of self-pay charges are written off as sliding discounts
- Indigent care funds cover 3% of self-pay charges
- 10% of insured charges are adjusted as allowances

Sources of Data: Aggregate CY 2014 UDS, CDC, U.S. Census/ACS, National Health and Nutrition Examination Survey, Healthy People 2020