

# Federally Qualified Health Centers: Value for Today and Tomorrow

In 2015, Federally Qualified Health Centers (FQHC) celebrate **50** years of success in expanding access to high quality, affordable patient-centered primary and preventive health services to anyone seeking care, regardless of insurance status or ability to pay. Located in medically underserved areas, FQHCs offer a comprehensive model of care that is associated with demonstrated improved outcomes and reduced costs.

**600  
SITES**

across New York State

serve **1.7 MILLION  
PATIENTS**



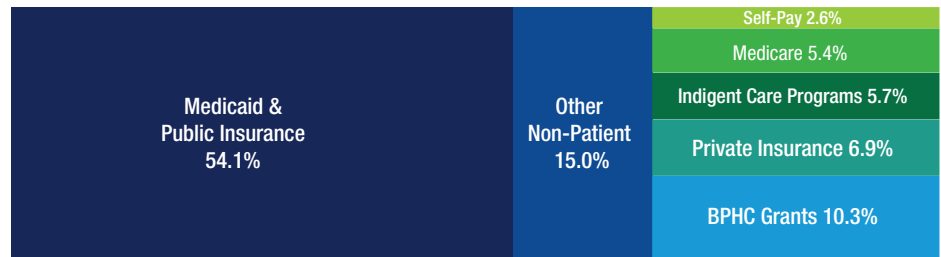
**CHC NYS** DEFINING NEW DIRECTIONS  
Community Health Care Association of New York State  
[www.chcanys.org](http://www.chcanys.org)



# NEW YORK STATE'S FQHC

## FQHC REVENUE SOURCES

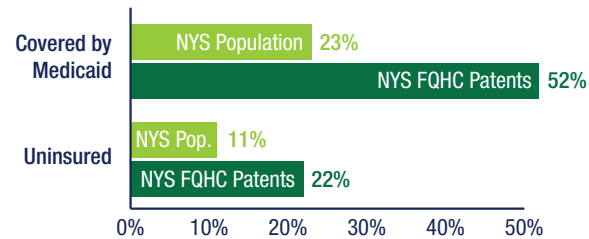
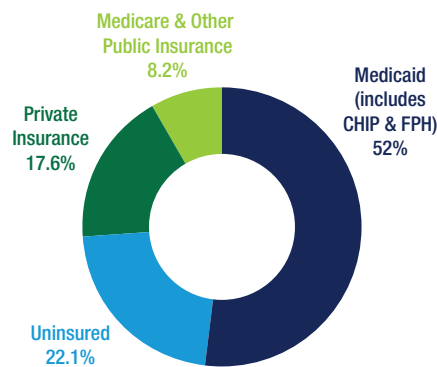
FQHCs draw over half their revenue from Medicaid reimbursements.



## INSURANCE COVERAGE

A majority of FQHC patients are Medicaid beneficiaries or are uninsured.

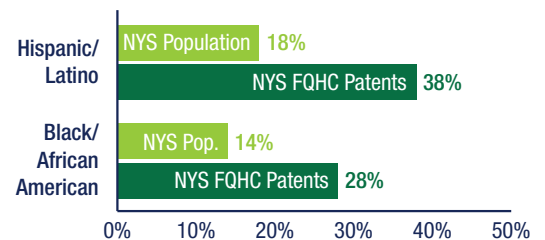
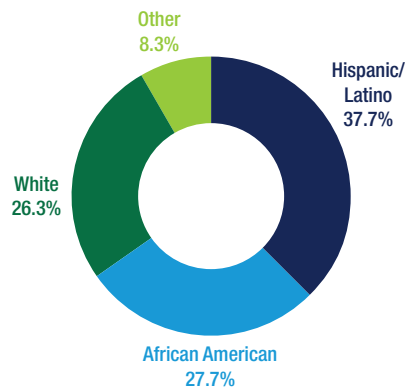
Compared to the rest of New York State, FQHC patients are twice as likely to receive Medicaid or be uninsured.



## RACE/ETHNICITY

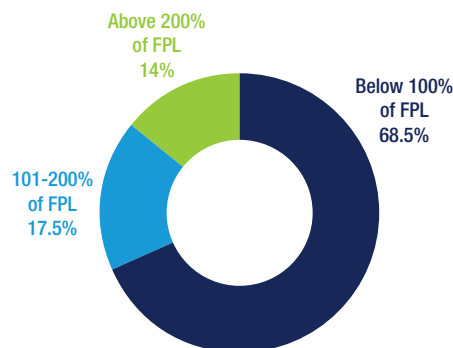
A majority of FQHC patients are African American or Hispanic.

Compared to other New Yorkers, FQHC patients are twice as likely to be African American or Hispanic.



## POVERTY LEVEL

A majority of FQHC patients live below the Federal Poverty Level (FPL), and five out of six are "low-income" (below 200% of the FPL).



# FQHCs: VITAL STATISTICS

## FQHC PATIENTS ARE AMONG NEW YORK STATE'S MOST VULNERABLE

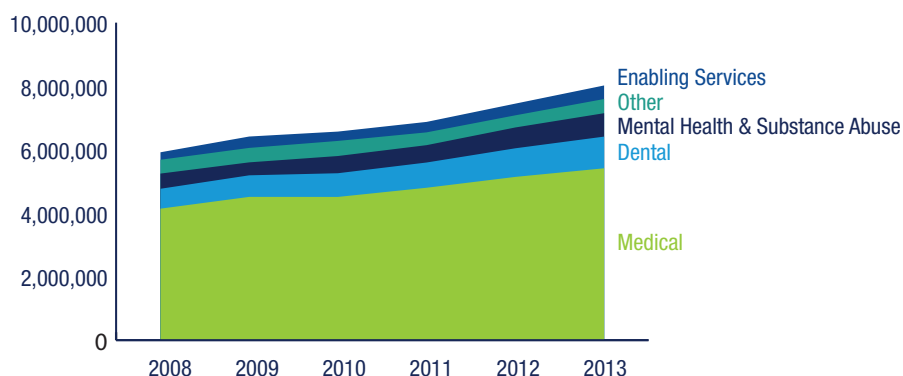
- 24% are best served in a language other than English
- 80,000 are homeless
- 55,300 are seen at school-based health centers, a 67% increase since 2008
- 20,500 are migrant or seasonal farmworkers
- 114,000 receive mental health services
- 7,300 receive substance abuse counseling or treatment

## BETWEEN 2008 AND 2013:

### CARE TRENDS

Total visits to NYS FQHCs rose by 36%.

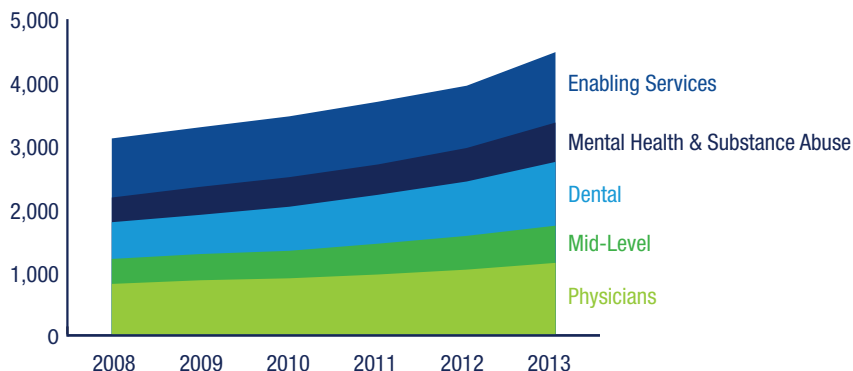
Dental and behavioral health visits increased by 59% and 54%, respectively, a reflection of FQHCs' new emphasis on comprehensive care.



### STAFFING TRENDS

Full-time equivalent positions among all medical providers rose 50%.

FQHC staffing by physicians increased 42%. Mental health and dental providers had the highest staffing percentage increases, rising 85% and 74%, respectively.

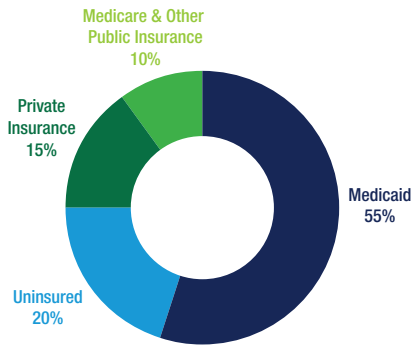


\* About the Uniform Data System (UDS): To meet federal grant requirements, Federally Qualified Health Centers are required to report administrative, clinical and other information to the Human Resources and Services Administration's Bureau of Primary Health Care ([www.bphc.hrsa.gov](http://www.bphc.hrsa.gov)). Except for 2013, these figures do not include data from a category of FQHCs that do not receive these funds, known as FQHC Look-Alikes. This fact sheet therefore may underreport the true volume of patients receiving health care services at FQHCs. UDS data is used to review the operation and performance of FQHC prior to 2013. This data tracks a variety of information, including patient demographics, services provided, staffing, clinical indicators, utilization rates, costs, and revenues. To view state and national level data, go to: [bphc.hrsa.gov/uds](http://bphc.hrsa.gov/uds).

# FQHC PATIENTS IN NEW YORK CITY

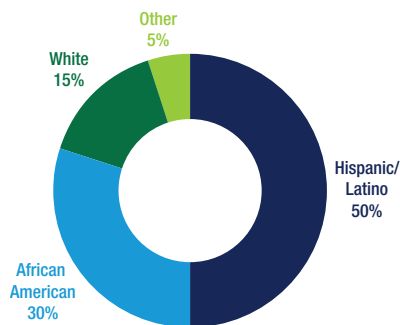
## INSURANCE COVERAGE

A majority of FQHC patients in NYC are Medicaid beneficiaries or uninsured.



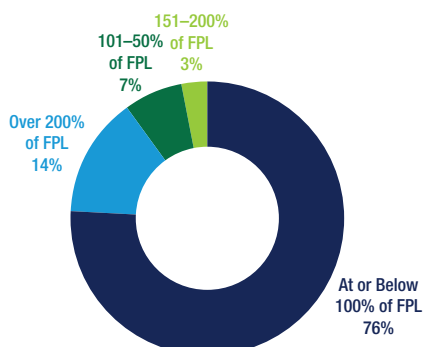
## RACE/ETHNICITY

A majority of FQHC patients in NYC are Hispanic or Black.



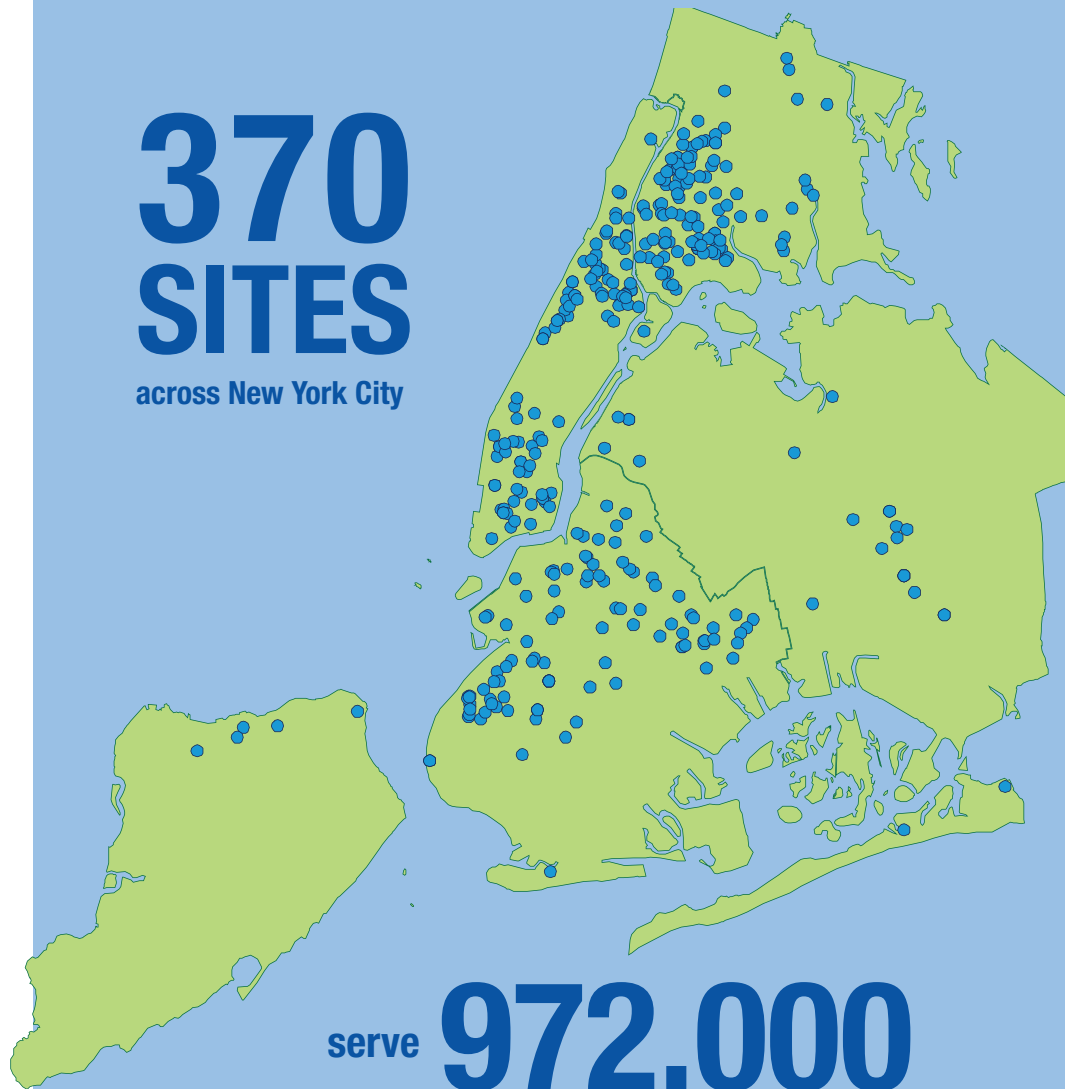
## POVERTY LEVEL

An estimated 86% of FQHC patients in NYC live at or below 200% of the Federal Poverty Level (FPL).



# 370 SITES

across New York City



serve **972,000**  
PATIENTS

- 26% are best served in a language other than English
- 63,400 are homeless
- 38,000 are seen at school-based health centers
- 66,300 are seniors (aged 65 and above)
- 299,000 are children and teenagers (under age 18)
- 93,000 receive mental health services